

JUE-500 FleetBroadband

JRC



– with the new JRC JUE-500 FleetBroadband FB500 onboard communication has never been this fast

Quality voice and high-speed data

Proven antenna design

Single coax installation

Dedicated compact solution

Wide range of interfaces as standard



Japan Radio Co., Ltd.

JUE-500 FleetBroadband – performance features

Unique features

- The JUE-500 FleetBroadband FB500, the latest-generation maritime communication solution from JRC, is compactly designed, easy to install and puts high-speed connectivity right at your fingertips.



At “work” at the same time

FleetBroadband provides simultaneous access to high quality voice and high-speed data, along with email, fax and SMS messaging. A captain can download the latest weather and navigational charts. At the same time, crew can do all the things online that they normally do at home, such as sending emails, accessing social networking sites, calling friends and family – a vital resource for maintaining morale when away at sea for potentially months on end.

High speed

Based on 3G standards, FleetBroadband will provide constant, simultaneous access to voice and high-speed data, capable of supporting always-on broadband connectivity at speeds up to 432kbps and streaming IP data rate of up to 256kbps. Additionally, it allows users to send and receive SMS messages of up to 160 characters, a feature that is proven popular with crew who are used of texting from their GSM mobiles while on shore.

Antenna design

The antenna base which is located inside dome is solid piece of aluminum, making it stable and durable. JRC adapted its proven three-axis control. The antenna size is greatly reduced by using the latest technologies.

Our company's long experience of antenna design ensured the antenna is robust and easy to install. No gyro or GPS input is required and it benefits from having no cable under the radome, which means there is no need for 'cable unwrap' maneuvers to free cable that has become twisted as the device moves to locate the satellite.

These and more features make the electronics and mechanical design of the JRC JUE-500 as advanced on the inside as it is on the outside.



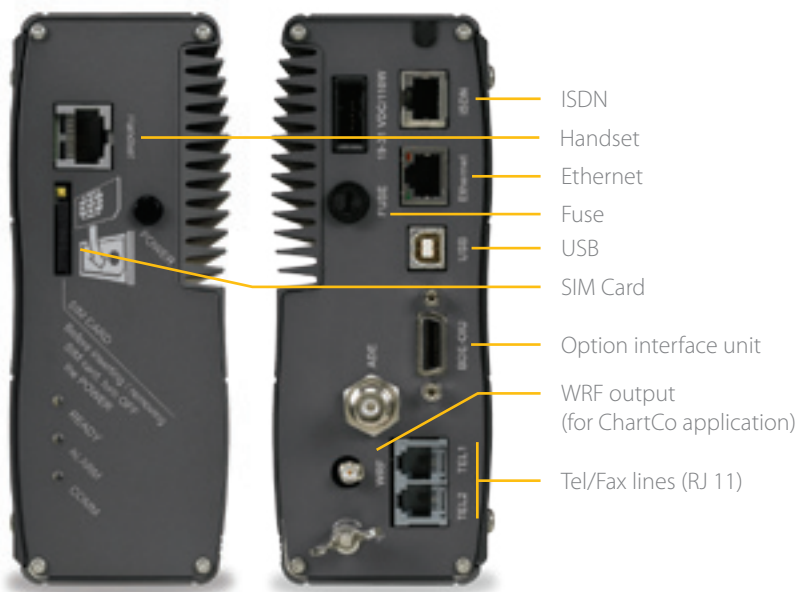
JUE-500 FleetBroadband

– developed for maximum ease of use

Easy to install

With the antenna set inside a beautifully designed radome cover, ranging just over 60 cm and a compact below deck terminal, finding a space on your vessel for your new FleetBroadband FB500 shouldn't be a problem.

It has the same cable management philosophy resembling other Inmarsat products that JRC is offering, allowing for an easy installation as only a single coax cable is used between antenna and terminal.



Applications

The JRC JUE-500 supports an extensive range of commercially available, off-the-shelf software, as well as specialised user applications. It is ideal for:

- Email and webmail
- Real-time electronic chart and weather updates
- Remote company intranet and internet access
- Secure communications
- Large file transfer
- Crew communications
- Vessel/engine telemetry
- SMS and instant messaging
- Videoconferencing
- Store and forward video

JRC StarNetwork™

JRC has been providing sales and support of products since 1915. Today, JRC offers comprehensive assistance through its organisation, in partnership with a worldwide StarNetwork™ of over 270 fully trained and qualified partners and agents, assisting you 24 hours a day, 7 days a week and 365 days a year.



connectivity right at your fingertips

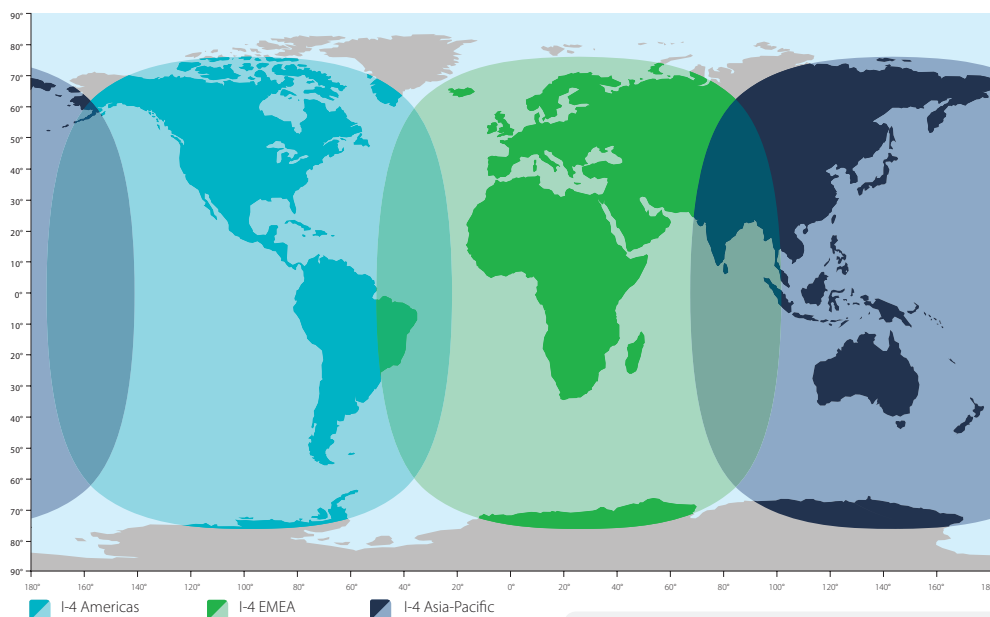
JUE-500 FleetBroadband

– system flexibility

Global coverage

The JRC FB500 is the latest in a long range of Inmarsat products and will take your vessel into the IP era. Delivered via the most advanced commercial communication satellites ever launched by Inmarsat, voice, fax and high-speed data connectivity is globally available through the JRC FB500 solution, except for the extreme polar regions.

I-4 satellite coverage post repositioning



This map depicts Inmarsat's expectations of coverage post repositioning of its I-4 satellites. This map does not represent a guarantee of service. The availability of service at the edge of coverage areas fluctuates depending on various conditions.

Flexible interfacing

Besides the reliable interfacing field on the below deck terminal, JRC offers an optional option interface unit, packed with a range of additional features. It has 4 telephone lines (RJ-11), 4 external buzzers, own JRC launchpad, built-in gyro interface (NMEA) and GPS signal input and output.



What's standard in the box?

1. Antenna
2. Below deck unit
3. Handset
4. Cables
5. Manuals
6. Software CD
7. Installation parts
8. Spare parts
9. SIM card case

Which cables?

Antenna to below deck unit	50 m
Power cable (for below deck unit)	5 m

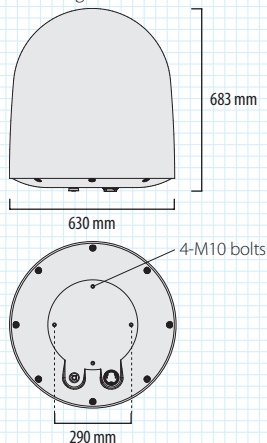


Japan Radio Co., Ltd.

JUE-500 FleetBroadband – dimensions and weights

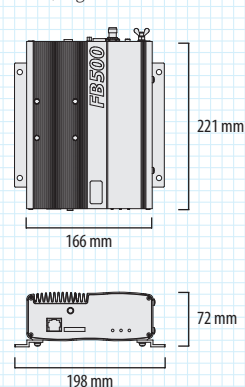
Dimension drawings - Above Deck Equipment

GSC-501 Mass 22 kg



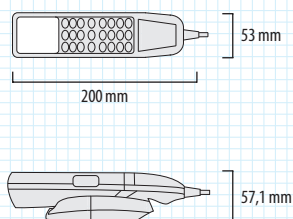
Dimension drawings - Below Deck Equipment

GSC-502 Mass 2,2 kg



Dimension drawings - Handset

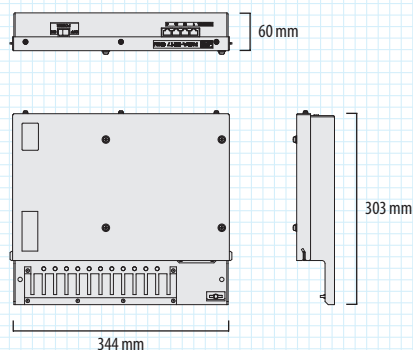
NQW-267 Mass 0,5 kg



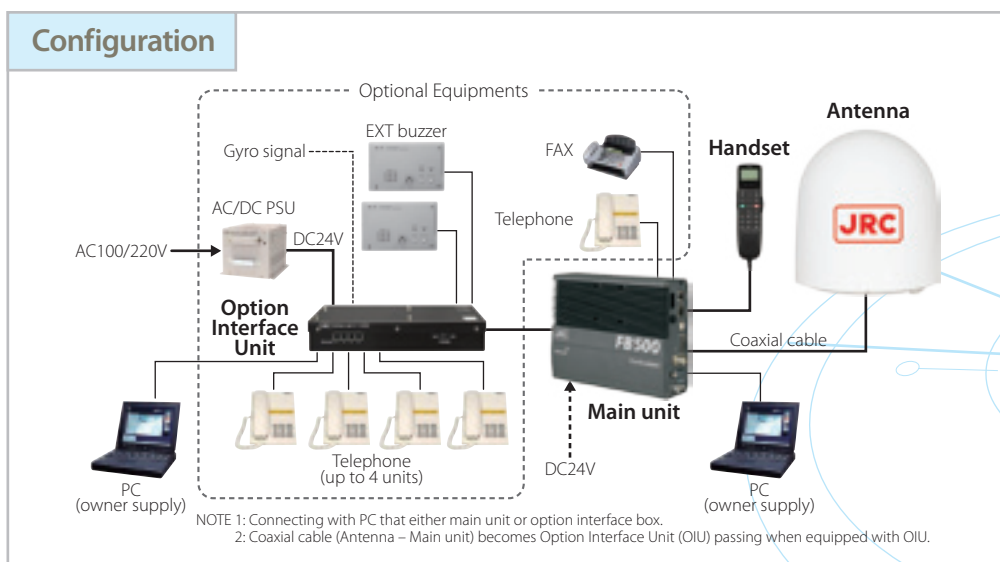
Dimension drawings

- Option interface unit¹

NQA-2217 Mass 5 kg

¹optional

Configuration



JUE-500 FleetBroadband

– specifications

Model		JUE-500
Inmarsat type approved		✓
Frequency		
	Transmit	1626.5 to 1660.5 MHz
	Receive	1525.0 to 1559.0 MHz
Communication		
	Standard IP	up to 432 kbps
	Streaming IP	up to 256 kbps
	Voice	4 kbps
	Audio	64 kbps 3.1 kHz (for fax and analogue modem)
	ISDN	64 k/56 kbps for ISDN video phone, G4 fax
Antenna		
	Type	54 cm flat diameter
	Polarisation	right-hand circular
	Beam width	11° in 3 dB down direction
	Radome	FRP
Power		
	Voltage	19V to 31V DC
		100/110V or 220V AC (if connected to external PSU)
	Current	≤2.1 A
	Maximum	≤4.5 A (transmitting)
Ambient conditions		
	Temperature	antenna -25° to 55°C, below deck unit -15° to 55°C
	Relative humidity	0% to 95% non-condensing
	Solar radiation	infrared 500 watts/m ² , ultraviolet 54 watts/m ²
	Icing	up to 25 mm
	Precipitation	up to 100 mm/h
	Wind	up to 100 knots in operation
Ship's motion		
	Roll	+30°/8 sec
	Pitch	+10°/6 sec
	Yaw	+8°/50 sec
	Surge	+0.2 g
	Sway	+0.2 g
	Heave	+0.5 g
	Turning rate	+6°/ sec (1°/s ²)
	Headway	30 knots
E.I.R.P.		+22.0 dBW +1/-2 dB
G/T		-7.0 dBK
Optional items		
Telephone		NQW-132B
Fax (Brother)		FAX-2820
Power transformer for fax (100V to 230V)		DD-118525
EMC filter for fax (direct coupling 230V)		RSHN-2003
Option interface unit		NQA-2217
Power supply		NBD-577C
Telephone junction box		NQE-3058B

All specifications are subject to change without notification.

For further information, contact:



Since 1915

Japan Radio Co., Ltd.

URL <http://www.jrc.co.jp/eng/>

Main Office: Fujisawa bldg. 30-16, Ogikubo 4-chome
Suginami-ku, Tokyo 167-8540, Japan
Telephone: +81-3-6832-1816
Facsimile: +81-3-6832-1845

Overseas Branches : Seattle, Amsterdam, Athens, Manila
Liaison Offices : Taipei, Jakarta, Singapore, Hanoi,
Shanghai, Hamburg, New York