




DELIVERING INFORMATION AND INTELLIGENCE

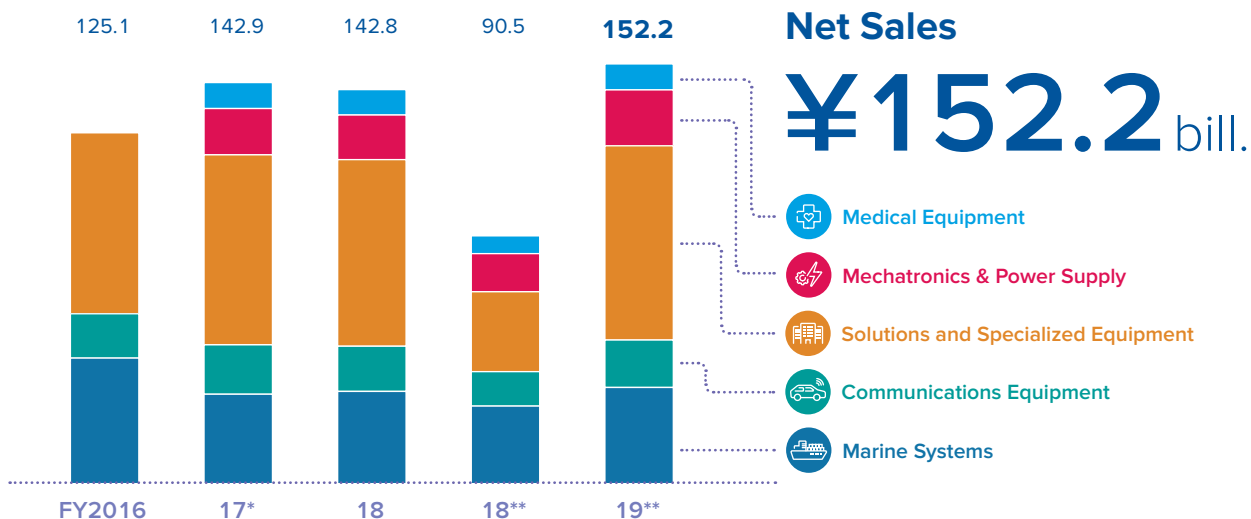
Japan Radio Co., Ltd.

Financial Report 2019

For the year ended December 31, 2019



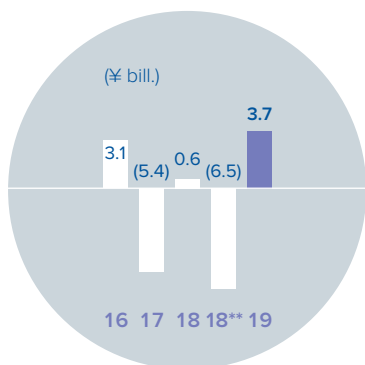
Business Highlights



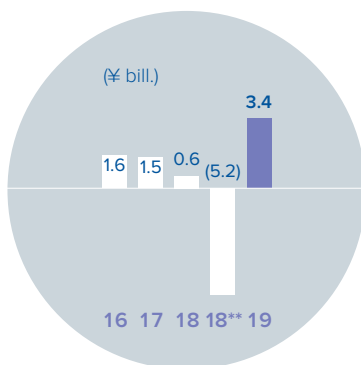
* From 2017, net sales and income is including subsidiaries NJRC and UJRC.

** The Company and some of its consolidated subsidiaries whose fiscal year-end date had been March 31 changed the fiscal year-end and consolidated fiscal year-end from March 31 to December 31. Accordingly, fiscal December 31, 2018 included only nine months of operations whereas fiscal year ended December 31, 2019 consisted of twelve months.

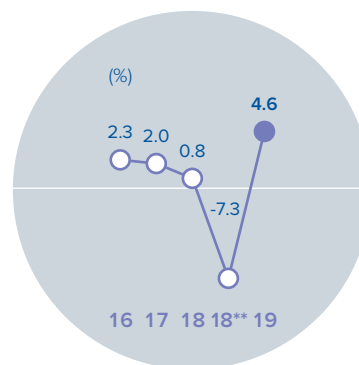
Operating Income (loss)



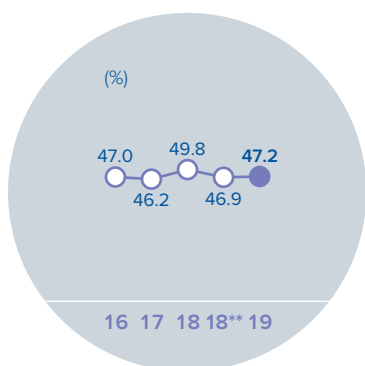
Net Income (loss)



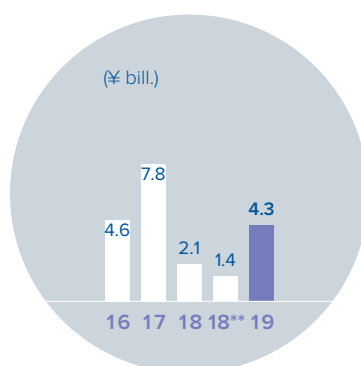
ROE



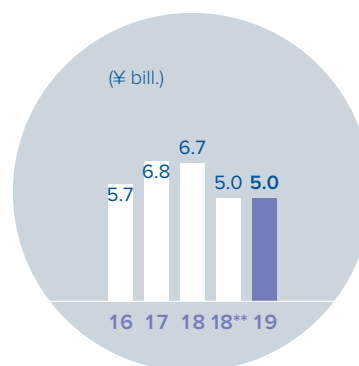
Net Equity Ratio



Capital Expenditure



R&D Expenditure



Financial Statements

Japan Radio Co., Ltd. and Consolidated Subsidiaries

Consolidated Five-Term Summary

	Millions of yen				Thousands of U.S. dollars (Note 1)	
<i>For the years ended March 31, 2016, 2017, 2018, nine months ended December 31, 2018, and the year ended December 31, 2019</i>	2016	2017	2018	2018 (Note 2)	2019 (Note 2)	2019 (Note 2)
Net sales	¥125,192	¥142,910	¥142,833	¥90,452	¥152,184	\$1,389,045
Operating income (loss)	3,184	(5,487)	693	(6,466)	3,701	33,785
Operating income (loss) ratio (%)	2.5	(3.8)	0.5	(7.1)	2.4	–
Income (loss) before income taxes and minority interests	3,030	3,771	91	(6,733)	4,449	40,612
Net income (loss)	1,662	1,559	606	(5,170)	3,366	30,725
<i>As of March 31, 2016, 2017, 2018, December 31, 2018, and December 31, 2019</i>						
Total assets	160,950	167,092	154,985	150,361	159,659	1,457,270
Total equity	77,257	77,341	77,278	70,665	75,612	690,144
Net equity ratio (%)	47.0	46.2	49.8	46.9	47.2	–
Interest-bearing liabilities	21,232	24,241	18,155	19,185	21,424	195,547
Depreciation	2,193	2,867	3,155	2,257	3,652	33,332
Capital expenditures	4,656	7,834	2,133	1,440	4,315	39,386
Net income (loss) per share (yen/U.S. dollars)	59.48	47.72	18.55	(158.26)	103.04	0.94
ROE (%)	2.3	2.0	0.8	(7.0)	4.6	–
D/E ratio (times)	0.28	0.31	0.23	0.27	0.28	–
Employees	5,575	5,571	5,653	5,731	5,923	–

Notes:

1. U.S. dollar amounts are translated, for convenience only, at ¥109.56=US\$1.00, the rate prevailing on December 30, 2019.
2. The Company and some of its consolidated subsidiaries whose fiscal year-end date had been March 31 changed the fiscal year-end and consolidated fiscal year-end from March 31 to December 31. Accordingly, fiscal December 31, 2018 included only nine months of operations whereas fiscal year ended December 31, 2019 consisted of twelve months.

Contents of Financial Statements

02	Consolidated Balance Sheet
04	Consolidated Statement of Income
05	Consolidated Statement of Changes in Equity
06	Notes to Consolidated Financial Statements
18	Independent Auditor's Report

Japan Radio Co., Ltd. and Consolidated Subsidiaries

**Consolidated Balance Sheet
December 31, 2019**

<u>ASSETS</u>	<u>Millions of Yen</u>	<u>Thousands of U.S. Dollars (Note 1)</u>	<u>LIABILITIES AND EQUITY</u>	<u>Millions of Yen</u>	<u>Thousands of U.S. Dollars (Note 1)</u>
CURRENT ASSETS:			CURRENT LIABILITIES:		
Cash and cash equivalents (Note 11)	¥ 5,536	\$ 50,528	Short-term bank loans (Note 11)	¥ 16,829	\$ 153,606
Receivables:			Current portion of long-term debt (Note 11)	3,200	29,208
Trade notes (Notes 8 and 11)	8,763	79,986	Current portion of long-term lease obligations	652	5,954
Trade accounts (Note 11)	39,077	356,674	Payables:		
Unconsolidated subsidiaries and affiliated companies (Note 11)	162	1,475	Trade notes (Notes 8 and 11)	10,471	95,578
Allowance for doubtful accounts	(340)	(3,101)	Trade accounts (Note 11)	13,087	119,450
Short-term loans due from parent company (Note 11)	2,745	25,055	Other (Note 8)	1,894	17,288
Inventories	49,509	451,891	Income taxes payable	708	6,465
Prepaid expenses and other	5,218	47,623	Accrued expenses	3,002	27,398
			Advances received	5,782	52,772
			Provision for bonuses	1,589	14,504
			Provision for loss on construction contracts	55	501
			Provision for contingent loss	582	5,308
			Other	3,663	33,429
	<u>¥ 110,670</u>	<u>\$ 1,010,131</u>		<u>¥ 61,514</u>	<u>\$ 561,461</u>
Total current assets—(Forward)			Total current liabilities—(Forward)		

(Continued)

Japan Radio Co., Ltd. and Consolidated Subsidiaries

**Consolidated Balance Sheet
December 31, 2019**

<u>ASSETS</u>	<u>Millions of Yen</u>	<u>Thousands of U.S. Dollars (Note 1)</u>	<u>LIABILITIES AND EQUITY</u>	<u>Millions of Yen</u>	<u>Thousands of U.S. Dollars (Note 1)</u>
Total current assets—(Forward)	¥ 110,670	\$ 1,010,131	Total current liabilities—(Forward)	¥ 61,514	\$ 561,461
PROPERTY, PLANT AND EQUIPMENT (Note 6):			LONG-TERM LIABILITIES:		
Land	7,337	66,964	Long-term debt (Note 11)	1,050	9,584
Buildings and structures (Note 4)	38,170	348,398	Liability for retirement benefits	18,317	167,184
Machinery and equipment (Note 4)	8,025	73,246	Deferred tax liabilities	63	574
Furniture and fixtures (Note 4)	15,982	145,871	Deferred tax liabilities for land revaluation (Note 5)	256	2,334
Lease assets	1,610	14,693	Long-term lease obligations	933	8,514
Construction in progress	386	3,527	Provision for environmental measures	940	8,579
Other	1,614	14,731	Asset retirement obligations	475	4,332
Total	73,124	667,430	Other	499	4,564
Accumulated depreciation	(40,269)	(367,552)			
Net property, plant and equipment	32,855	299,878	Total long-term liabilities	22,533	205,665
INVESTMENTS AND OTHER ASSETS:			COMMITMENTS AND CONTINGENT LIABILITIES (Note 7)		
Investment securities (Note 11)	3,511	32,042	EQUITY (Note 10):		
Investments in and advances to unconsolidated subsidiaries and affiliated companies (Note 11)	517	4,723	Common stock—authorized, 43,200,000 shares; issued, 32,668,523 shares as of December 31, 2019	14,704	134,213
Goodwill	675	6,163	Capital surplus	22,417	204,614
Asset for retirement benefits	3,763	34,342	Retained earnings	37,655	343,690
Deferred tax assets	3,769	34,397	Accumulated other comprehensive income:		
Other (Note 4)	4,592	41,924	Unrealized gain on available-for-sale securities	908	8,289
Allowance for doubtful accounts	(693)	(6,330)	Foreign currency translation adjustments	(277)	(2,528)
Total investments and other assets	16,134	147,261	Defined retirement benefit plans	(221)	(2,022)
			Revaluation reserve for land (Note 5)	227	2,071
			Total	75,413	688,327
			Noncontrolling interests	199	1,817
			Total equity	75,612	690,144
TOTAL	¥ 159,659	\$ 1,457,270	TOTAL	¥ 159,659	\$ 1,457,270

See notes to consolidated financial statements.

(Concluded)

Japan Radio Co., Ltd. and Consolidated Subsidiaries

Consolidated Statement of Income Year Ended December 31, 2019

	Millions of Yen	Thousands of U.S. Dollars (Note 1)
NET SALES	¥ 152,184	\$ 1,389,045
COST OF SALES (Notes 3 and 9)	<u>120,761</u>	<u>1,102,238</u>
Gross profit	31,423	286,807
SELLING, GENERAL AND ADMINISTRATIVE EXPENSES	<u>27,722</u>	<u>253,022</u>
Operating income	<u>3,701</u>	<u>33,785</u>
OTHER INCOME (EXPENSES):		
Interest and dividend income	174	1,587
Interest expense	(184)	(1,681)
Foreign exchange gain—net	97	884
Equity in earnings of unconsolidated subsidiaries and associated companies	61	555
Impairment losses (Note 4)	(147)	(1,345)
Gain on sales of investment securities	312	2,849
Gain from bargain purchase	387	3,536
Loss on valuation of investment securities	(11)	(101)
Other—net	<u>59</u>	<u>543</u>
Other income—net	<u>748</u>	<u>6,827</u>
INCOME BEFORE INCOME TAXES	<u>4,449</u>	<u>40,612</u>
INCOME TAXES:		
Current	113	1,030
Deferred	<u>947</u>	<u>8,649</u>
Total income taxes	<u>1,060</u>	<u>9,679</u>
NET INCOME	3,389	30,933
NET INCOME ATTRIBUTABLE TO NONCONTROLLING INTERESTS	<u>23</u>	<u>208</u>
NET INCOME ATTRIBUTABLE TO OWNERS OF THE PARENT	<u>¥ 3,366</u>	<u>\$ 30,725</u>
	<u>Yen</u>	<u>U.S. Dollars (Note 1)</u>
PER SHARE OF COMMON STOCK—Basic net income (Note 2u)	¥ 103.04	\$ 0.94

See notes to consolidated financial statements.

Japan Radio Co., Ltd. and Consolidated Subsidiaries

**Consolidated Statement of Changes in Equity
Year Ended December 31, 2019**

	Thousands Number of Shares of Common Stock Outstanding	Millions of Yen									
		Common Stock	Capital Surplus	Retained Earnings	Accumulated Other Comprehensive Income				Total	Noncontrolling Interests	Total Equity
					Unrealized Gain on Available-for- Sale Securities	Foreign Currency Translation Adjustments	Defined Retirement Benefit Plans	Revaluation Reserve for Land			
BALANCE, DECEMBER 31, 2018	32,669	¥14,704	¥22,417	¥34,289	¥587	¥(126)	¥(1,611)	¥227	¥70,487	¥178	¥70,665
Net income attributable to owners of the parent				3,366					3,366		3,366
Reversal of revaluation reserve for land					321	(151)	1,390		1,560	21	1,581
Net change in the year											
BALANCE, DECEMBER 31, 2019	<u>32,669</u>	<u>¥14,704</u>	<u>¥22,417</u>	<u>¥37,655</u>	<u>¥908</u>	<u>¥(277)</u>	<u>¥(221)</u>	<u>¥227</u>	<u>¥75,413</u>	<u>¥199</u>	<u>¥75,612</u>

	Thousands of U.S. Dollars (Note 1)									
	Common Stock	Capital Surplus	Retained Earnings	Accumulated Other Comprehensive Income				Total	Noncontrolling Interests	Total Equity
				Unrealized Gain on Available-for- Sale Securities	Foreign Currency Translation Adjustments	Defined Retirement Benefit Plans	Revaluation Reserve for Land			
BALANCE, DECEMBER 31, 2018	\$ 134,213	\$ 204,614	\$ 312,964	\$ 5,358	\$ (1,153)	\$ (14,707)	\$ 2,072	\$ 643,361	\$ 1,628	\$ 644,989
Net income attributable to owners of the parent			30,725					30,725		30,725
Reversal of revaluation reserve for land			1				(1)			
Net change in the year				2,931	(1,375)	12,685		14,241	189	14,430
BALANCE, DECEMBER 31, 2019	<u>\$ 134,213</u>	<u>\$ 204,614</u>	<u>\$ 343,690</u>	<u>\$ 8,289</u>	<u>\$ (2,528)</u>	<u>\$ (2,022)</u>	<u>\$ 2,071</u>	<u>\$ 688,327</u>	<u>\$ 1,817</u>	<u>\$ 690,144</u>

See notes to consolidated financial statements.

Japan Radio Co., Ltd. and Consolidated Subsidiaries

Notes to Consolidated Financial Statements Year Ended December 31, 2019

1. BASIS OF PRESENTATION OF CONSOLIDATED FINANCIAL STATEMENTS

The accompanying consolidated financial statements have been prepared from the accounts maintained by Japan Radio Co., Ltd. (the "Company") and its consolidated subsidiaries, in accordance with the provisions set forth in the Companies Act of Japan and applicable regulations and in accordance with accounting principles generally accepted in Japan. The information provided in the notes to the consolidated financial statements is limited to that required by the Companies Act of Japan and applicable regulations.

Statements of comprehensive income and cash flows are not required as a part of the basic financial statements under the Companies Act of Japan and applicable regulations and, accordingly, are not presented herein.

In preparing these consolidated financial statements, certain reclassifications and rearrangements have been made to the consolidated financial statements issued domestically in order to present them in a form which is more familiar to readers outside Japan.

The consolidated financial statements are stated in Japanese yen, the currency of the country in which the Company is incorporated and operates. The translations of Japanese yen amounts into U.S. dollar amounts are included solely for the convenience of readers outside Japan and have been made at the rate of ¥109.56 to \$1, the approximate rate of exchange at December 30, 2019. Such translations should not be construed as representations that the Japanese yen amounts could be converted into U.S. dollars at that or any other rate.

2. SUMMARY OF SIGNIFICANT ACCOUNTING POLICIES

- a. Consolidation**—The consolidated financial statements as of December 31, 2019, include the accounts of the Company and its 28 significant subsidiaries (together, the "Group").

Under the control and influence concepts, those companies in which the Company, directly or indirectly, is able to exercise control over operations are fully consolidated, and those companies over which the Group has the ability to exercise significant influence are accounted for by the equity method.

Investments in two unconsolidated subsidiaries are accounted for by the equity method.

Investments in the remaining unconsolidated subsidiaries and affiliated companies are stated at cost. If the equity method of accounting had been applied to the investments in these companies, the effect on the accompanying consolidated financial statements would not be material.

All significant intercompany balances and transactions have been eliminated in consolidation. All material unrealized profit included in assets resulting from transactions within the Group is eliminated.

Goodwill represents the excess of the cost of an acquisition over the fair value of the net assets of the acquired subsidiary company at the date of acquisition. Goodwill is reported in the balance sheet and is amortized using the straight-line method over seven years.

- b. Adoption of Consolidated Taxation System**—The Company and some of its consolidated subsidiaries adopted the consolidated taxation system with Nisshinbo Holdings Inc. as the taxable parent company.

- c. Inventories**—Inventories are measured at the lower of cost or net selling value.

The cost of finished products, semifinished products, and work in process is determined principally by the specific identification method.

The cost of raw materials and supplies is determined principally by the average cost method.

Selling value is defined as the selling price less additional estimated manufacturing costs and estimated direct selling expenses. Replacement cost may be used in place of the net selling value, if appropriate.

- d. Marketable and Investment Securities**—Marketable and investment securities are classified and accounted for, depending on management's intent, as available-for-sale securities, which are not classified as either trading securities or held-to-maturity debt securities, and are reported at fair value with unrealized gains and losses, net of applicable taxes, reported as a separate component of equity.

Nonmarketable available-for-sale securities are stated at cost determined by the moving-average method.

For other-than-temporary declines in fair value, investment securities are reduced to net realizable value by a charge to income.

- e. Property, Plant and Equipment**—Property, plant and equipment are stated at cost. Depreciation is computed by the straight-line method. The range of useful lives is from 10 to 50 years for buildings and structures and from 7 to 8 years for machinery and equipment. The useful lives for lease assets are the terms of the respective leases.

- f. Long-Lived Assets**—The Group reviews its long-lived assets for impairment whenever events or changes in circumstance indicate the carrying amount of an asset or asset group may not be recoverable. An impairment loss would be recognized if the carrying amount of an asset or asset group exceeds the sum of the undiscounted future cash flows expected to result from the continued use and eventual disposition of the asset or asset group. The impairment loss would be measured as the amount by which the carrying amount of the asset exceeds its recoverable amount, which is the higher of the discounted cash flows from the continued use and eventual disposition of the asset, or the net selling price at disposition.

- g. Stock and Bond Issue Costs**—Stock and bond issue costs are charged to income as incurred.

- h. Allowance for Doubtful Accounts**—The allowance for doubtful accounts is stated in amounts considered to be appropriate based on the past credit loss experience and an evaluation of potential losses in the receivables outstanding.

- i. Retirement and Pension Plans**—The Company and certain consolidated subsidiaries have contributory funded defined benefit pension plans and unfunded retirement benefit plans for employees. Other consolidated subsidiaries have unfunded retirement benefit plans.

The Company and certain consolidated subsidiaries accounted for the liability for retirement benefits based on the projected benefit obligations and plan assets at the balance sheet date. The projected benefit obligations are attributed to periods on a straight-line basis. Actuarial gains and losses are amortized on a straight-line basis over 10–12 years, within the average remaining service period. Past service costs are amortized on a straight-line basis over 15 years, within the average remaining service period.

- j. Provision for Bonuses**—The provision for bonuses is estimated and recorded to provide for the payment of employee bonuses.
- k. Provision for Loss on Construction Contracts**—The provision for loss on construction contracts is provided for an estimated amount of probable losses to be incurred in future years.
- l. Provision for Contingent Loss**—On November 18, 2014, the Company was investigated by the Japan Fair Trade Commission (the "Commission") on suspected infringement of The Antimonopoly Act of Japan in connection with the bids for Digital Radios/solution for fire and emergency medical services. On February 2, 2017, the Company received from the Commission a cease-and-desist order and a payment order of surcharge. As a result, the Company mainly posted the estimated amount deemed necessary for the loss burden.
- m. Provision for Environmental Measures**—The provision for environmental measures is estimated and recorded to provide for future potential costs, such as costs related to disposal of Poly Chlorinated Biphenyl based on related legal requirements. The Company recorded the estimated amount deemed necessary for the loss on removal of soil contamination on part of the land owned by the Company.
- n. Asset Retirement Obligations**—An asset retirement obligation is recorded for a legal obligation imposed either by law or contract that results from the acquisition, construction, development, and normal operation of a tangible fixed asset and is associated with the retirement of such tangible fixed asset. The asset retirement obligation is recognized as the sum of the discounted cash flows required for the future asset retirement and is recorded in the period in which the obligation is incurred if a reasonable estimate can be made. If a reasonable estimate of the asset retirement obligation cannot be made in the period the asset retirement obligation is incurred, the liability should be recognized when a reasonable estimate of the asset retirement obligation can be made. Upon initial recognition of a liability for an asset retirement obligation, an asset retirement cost is capitalized by increasing the carrying amount of the related fixed asset by the amount of the liability. The asset retirement cost is subsequently allocated to expense through depreciation over the remaining useful life of the asset. Over time, the liability is accreted to its present value each period. Any subsequent revisions to the timing or the amount of the original estimate of undiscounted cash flows are reflected as an adjustment to the carrying amount of the liability and the capitalized amount of the related asset retirement cost.
- o. Reserve for Product Defect Compensation**—The Company provided a reserve for product defect compensation at an estimated amount in order to cover the anticipated compensation.
- p. Construction Contracts**—Construction revenue and construction costs are recognized by the percentage-of-completion method if the outcome of a construction contract can be estimated reliably. When total construction revenue, total construction costs, and the stage of completion of the contract at the balance sheet date can be reliably measured, the outcome of a construction contract can be estimated reliably. If the outcome of a construction contract cannot be reliably estimated, the completed-contract method is applied. When it is probable that the total construction costs will exceed total construction revenue, an estimated loss on the contract is immediately recognized by providing for a loss on such construction contracts.
- q. Income Taxes**—The provision for income taxes is computed based on the pretax income included in the consolidated statement of income. The asset and liability approach is used to recognize deferred tax assets and liabilities for the expected future tax consequences of temporary differences between the carrying amounts and the tax bases of assets and liabilities. Deferred taxes are measured by applying currently enacted income tax rates to the temporary differences.

- r. Foreign Currency Transactions**—All short-term and long-term monetary receivables and payables denominated in foreign currencies are translated into Japanese yen at the exchange rates at the balance sheet date. The foreign exchange gains and losses from translation are recognized in the consolidated statement of income to the extent that they are not hedged by forward currency contracts and options.
- s. Foreign Currency Financial Statements**—The balance sheet accounts of the consolidated foreign subsidiaries are translated into Japanese yen at the current exchange rate at the balance sheet date except for equity, which is translated at the historical rate.

Differences arising from such translation are shown as "Foreign currency translation adjustments" under accumulated other comprehensive income in a separate component of equity.

Revenue and expense accounts of consolidated foreign subsidiaries are translated into yen at the average exchange rate.

- t. Derivatives and Hedging Activities**—The Group uses derivative financial instruments to manage its exposures to fluctuations in foreign exchange and interest rates. Foreign currency forward contracts, interest rate swaps, and currency options/swaps are utilized by the Group to reduce foreign currency exchange and interest rate risks. The Group does not enter into derivatives for trading or speculative purposes.

Derivative financial instruments and foreign currency transactions are classified and accounted for as follows: (a) all derivatives are recognized as either assets or liabilities and measured at fair value, and gains or losses on derivative transactions are recognized in the consolidated statement of income, and (b) for derivatives used for hedging purposes, if derivatives qualify for hedge accounting because of high correlation and effectiveness between the hedging instruments and the hedged items, gains or losses on derivatives are deferred until maturity of the hedged transactions.

The foreign currency forward contracts employed to hedge foreign exchange exposures for import purchases and export sales are measured at fair value and the unrealized gains or losses are recognized in income. Trade payables and trade receivables denominated in foreign currencies are translated at the contracted rates if the forward contracts qualify for hedge accounting.

The interest rate swaps, which qualify for hedge accounting and meet specific matching criteria, are not remeasured at market value but the differential paid or received under the swap agreements is recognized and included in interest expense or income.

- u. Per Share Information**—Basic net income per share is computed by dividing net income attributable to common shareholders by the weighted-average number of common shares outstanding for the period, retroactively adjusted for stock splits.

Diluted net income per share is not disclosed as there were no securities with a dilutive effect.

Cash dividends per share presented in the consolidated statement of income are dividends applicable to the respective years, including dividends to be paid after the end of the year.

- v. Adoption of IFRS 16, "Leases"**—Some consolidated subsidiaries, other than the Company and the domestic subsidiaries that adopted accounting principles generally accepted in Japan, adopted IFRS 16, "Leases" from the beginning of the fiscal year ended December 31, 2019. Accordingly, the lessees recognize generally all leases as assets and liabilities.

In addition, the impact on the consolidated financial position and operating results is immaterial.

3. INVENTORIES

Write-downs of inventories for the year ended December 31, 2019, were recognized in the following account:

	<u>Millions of Yen</u>	<u>Thousands of U.S. Dollars</u>
Cost of sales	¥544	\$4,966

4. LONG-LIVED ASSETS

The Group reviewed its long-lived assets for impairment at December 31, 2019, and recognized impairment losses as follows:

Year Ended December 31, 2019

Location: Nagano City, Nagano; Koto Ward, Tokyo, and more

Asset use: Assets for the Marine Electronics Equipment Division

Reason: Due to the difficulty of maintaining positive cash flows in the operation

	<u>Millions of Yen</u>	<u>Thousands of U.S. Dollars</u>
Type:		
Buildings and structures	¥ 8	\$ 77
Furniture and fixtures	51	464
Other	<u>54</u>	<u>492</u>
Total	<u>¥113</u>	<u>\$1,033</u>

Location: Fujimino City, Saitama

Asset use: Assets for the Other Business Division

Reason: Due to the difficulty of maintaining positive cash flows in the operation

	<u>Millions of Yen</u>	<u>Thousands of U.S. Dollars</u>
Type—Machinery and equipment	<u>¥34</u>	<u>\$312</u>
Total	<u>¥34</u>	<u>\$312</u>

The Group allocates the assets of its business divisions into the smallest cash-generating units when evaluating them for impairment.

5. LAND REVALUATION

Nagano Japan Radio Co., Ltd., a consolidated subsidiary, revaluated its land used for business activities in accordance with the "Law of Land Revaluation" on March 31, 2002. The difference between the revalued amount and the book value is recorded within "Revaluation reserve for land" in equity after deducting the related deferred tax liability.

The fair value as of December 31, 2019, declined by ¥986 million (\$9,003 thousand) compared to the book value after the revaluation.

6. PLEDGED ASSETS

As of December 31, 2019, the following assets were pledged as collateral for short-term loans and long-term debt of the Group:

	<u>Millions of Yen</u>	<u>Thousands of U.S. Dollars</u>
Land	¥ 34	\$ 306
Buildings and structures	<u>206</u>	<u>1,889</u>
Total	<u>¥240</u>	<u>\$2,195</u>

There are no liabilities corresponding to the above assets pledged as collateral as of December 31, 2019.

7. CREDIT FACILITY AGREEMENT

Certain subsidiaries have concluded a credit facility agreement with a local bank for procurement of working capital. The portion of the credit line that had not been exercised under this agreement as of December 31, 2019, was as follows:

	<u>Millions of Yen</u>	<u>Thousands of U.S. Dollars</u>
Total loan agreement limits	¥674	\$6,152
Loan executions	<u>(29)</u>	<u>(266)</u>
Net	<u>¥645</u>	<u>\$5,886</u>

For this facility, the following securities have been provided:

- Rights of pledge for the inventory of Alpatron Marine Beheer B.V.
- Possessory pledge for all Dutch receivables

8. NOTES MATURING AS OF THE END OF THE FISCAL YEAR

As the end of this fiscal year, December 31, 2019, was a bank holiday, the trade notes maturing on the balance sheet date of the period in the following amounts were included.

	<u>Millions of Yen</u>	<u>Thousands of U.S. Dollars</u>
Receivables:		
Trade notes	¥ 963	\$ 8,791
Payables:		
Trade notes	1,440	13,147
Other	27	242

9. PROVISION FOR LOSS ON CONSTRUCTION CONTRACTS

Provision for losses on construction contracts included in cost of sales for the year ended December 31, 2019, was as follows:

	<u>Millions of Yen</u>	<u>Thousands of U.S. Dollars</u>
Cost of sales	¥42	\$382

10. EQUITY

Japanese companies are subject to the Companies Act of Japan (the "Companies Act"). The significant provisions in the Companies Act that affect financial and accounting matters are summarized below:

a. Dividends

Under the Companies Act, companies can pay dividends at any time during the fiscal year in addition to the year-end dividend upon resolution at the shareholders' meeting. Additionally, for companies that meet certain criteria including (1) having a Board of Directors, (2) having independent auditors, (3) having Audit & Supervisory Board members, and (4) the term of service of the directors being prescribed as one year rather than the normal two-year term by its articles of incorporation, the Board of Directors may declare dividends (except for dividends-in-kind) at any time during the fiscal year if the company has prescribed so in its articles of incorporation. However, the Company does not meet all the above criteria.

The Companies Act permits companies to distribute dividends-in-kind (non-cash assets) to shareholders subject to a certain limitation and additional requirements.

Semiannual interim dividends may also be paid once a year upon resolution by the Board of Directors if the articles of incorporation of the company so stipulate. The Companies Act provides certain limitations on the amounts available for dividends or the purchase of treasury stock. The limitation is defined as the amount available for distribution to the shareholders, but the amount of net assets after dividends must be maintained at no less than ¥3 million.

b. Increases/Decreases and Transfer of Common Stock, Reserve, and Surplus

The Companies Act requires that an amount equal to 10% of dividends must be appropriated as a legal reserve (a component of retained earnings) or as additional paid-in capital (a component of capital surplus), depending on the equity account charged upon the payment of such dividends, until the aggregate amount of legal reserve and additional paid-in capital equals 25% of the common stock. Under the Companies Act, the total amount of additional paid-in capital and legal reserve may be reversed without limitation. The Companies Act also provides that common stock, legal reserve, additional paid-in capital, other capital surplus, and retained earnings can be transferred among the accounts within equity under certain conditions upon resolution of the shareholders.

c. Treasury Stock and Treasury Stock Acquisition Rights

The Companies Act also provides for companies to purchase treasury stock and dispose of such treasury stock by resolution of the Board of Directors. The amount of treasury stock purchased cannot exceed the amount available for distribution to the shareholders, which is determined by a specific formula.

Under the Companies Act, stock acquisition rights are presented as a separate component of equity.

The Companies Act also provides that companies can purchase both treasury stock acquisition rights and treasury stock. Such treasury stock acquisition rights are presented as a separate component of equity or deducted directly from stock acquisition rights.

11. FINANCIAL INSTRUMENTS AND RELATED DISCLOSURES

(1) *Group Policy for Financial Instruments*

The Group uses financial instruments, mainly long-term debt including bank loans, based on its business plan. Cash surpluses, if any, are invested in low-risk financial assets. Short-term bank loans are used to fund ongoing operations. Derivatives are used, not for speculative purposes, but to manage exposure to financial risks as described in (2) below.

(2) *Nature and Extent of Risks Arising from Financial Instruments*

Receivables, such as trade notes and trade accounts, are exposed to customer credit risk. Although receivables in foreign currencies are exposed to the market risk of fluctuation in foreign currency exchange rates, the position, net of payables in foreign currencies, is hedged by using forward foreign currency contracts. Investment securities and equity instruments of customers and suppliers of the Group are exposed to the risk of market price fluctuations.

Payment terms of payables, such as trade notes and trade accounts, are less than one year. Although payables in foreign currencies are exposed to the market risk of fluctuation in foreign currency exchange rates, those risks are netted against the balance of receivables denominated in the same foreign currency as noted above.

Maturities of bank loans are less than five years after the consolidated balance sheet date and the interest rate is a fixed rate.

Derivatives include forward foreign currency contracts, which are used to manage exposure to market risks from changes in foreign currency exchange rates of receivables and payables.

(3) *Risk Management for Financial Instruments*

Credit risk management

Credit risk is the risk of economic loss arising from a counterparty's failure to repay or service debt according to the contractual terms. The Group manages its credit risk from receivables on the basis of internal guidelines, which include monitoring of payment terms and balances of major customers by each business administration department to identify the default risk of customers in the early stages.

The maximum credit risk exposure of financial assets is limited to their carrying amounts as at December 31, 2019.

Market risk management (foreign exchange risk and interest rate risk)

Foreign currency trade receivables and payables are exposed to market risk resulting from fluctuations in foreign currency exchange rates. Such foreign exchange risk is planned to be hedged principally by forward foreign currency contracts. In addition, when foreign currency trade receivables and payables are expected from forecasted transactions, forward foreign currency contracts are planned to be used under the limited contract term of half a year.

Interest rate swaps are planned to be used to manage exposure to market risks from changes in interest rates of loan payables.

Investment securities are managed by monitoring market values and financial positions of issuers on a regular basis.

Basic principles of derivative transactions are approved by an executive officer based on the internal guidelines which prescribe the authority and the limit for each transaction by the accounting and finance department. Reconciliation of transactions and balances with customers is made, and transaction data is reported to the officer on a quarterly basis.

Liquidity risk management

Liquidity risk comprises the risk that the Group cannot meet its contractual obligations in full on maturity dates. The Group manages its liquidity risk through commitment lines with major financial institutions.

(4) Fair Values of Financial Instruments

Fair values of financial instruments are based on quoted prices in active markets. If a quoted price is not available, other rational valuation techniques are used instead.

(a) Fair values of financial instruments

<u>December 31, 2019</u>	<u>Millions of Yen</u>		
	<u>Carrying Amount</u>	<u>Fair Value</u>	<u>Unrealized Gain/Loss</u>
Cash and cash equivalents	¥ 5,536	¥ 5,536	
Receivables:			
Trade notes	8,763	8,763	
Trade accounts	39,077	39,077	
Unconsolidated subsidiaries and affiliated companies (notes and accounts)	162	162	
Short-term loans receivable	2,745	2,745	
Investment securities	<u>3,299</u>	<u>3,299</u>	<u>—</u>
Total	<u>¥59,582</u>	<u>¥59,582</u>	<u>—</u>
Short-term bank loans	¥16,829	¥16,829	
Payables:			
Trade notes	10,471	10,471	
Trade accounts	13,087	13,087	
Long-term debt (including current portion of long-term debt)	<u>4,250</u>	<u>4,236</u>	¥(14)
Total	<u>¥44,637</u>	<u>¥44,623</u>	¥(14)

<u>December 31, 2019</u>	<u>Thousands of U.S. Dollars</u>		
	<u>Carrying Amount</u>	<u>Fair Value</u>	<u>Unrealized Gain/Loss</u>
Cash and cash equivalents	\$ 50,528	\$ 50,528	
Receivables:			
Trade notes	79,986	79,986	
Trade accounts	356,674	356,674	
Unconsolidated subsidiaries and affiliated companies (notes and accounts)	1,475	1,475	
Short-term loans receivable	25,055	25,055	
Investment securities	<u>30,112</u>	<u>30,112</u>	<u> </u>
Total	<u>\$ 543,830</u>	<u>\$ 543,830</u>	<u> </u>
Short-term bank loans	\$ 153,606	\$ 153,606	
Payables:			
Trade notes	95,578	95,578	
Trade accounts	119,450	119,450	
Long-term debt (including current portion of long-term debt)	<u>38,792</u>	<u>38,665</u>	<u>\$ (127)</u>
Total	<u>\$ 407,426</u>	<u>\$ 407,299</u>	<u>\$ (127)</u>

Cash and Cash Equivalents

The carrying amounts of cash and cash equivalents approximate fair value because of their short maturities.

Short-Term Loans Receivable

The carrying amounts of short-term loans receivable approximate fair value because of their short maturities.

Investment Securities

The fair values of investment securities are measured at the quoted market price of the stock exchange for equity instruments and at the quoted price obtained from the financial institution for certain debt instruments.

Receivables and Payables

The fair values of receivables and payables are measured at the amount to be received or paid at maturity because of their short maturities.

Short-Term Bank Loans

The carrying amounts of short-term bank loans approximate fair value because of their short maturities.

Long-Term Debt (including Current Portion of Long-Term Debt)

The fair values of long-term debt are determined by discounting the cash flows related to the debt at the Group's assumed corporate borrowing rate.

(b) *Financial instruments whose fair values cannot be reliably determined*

<u>December 31, 2019</u>	<u>Carrying Amount</u>	
	<u>Millions of Yen</u>	<u>Thousands of U.S. Dollars</u>
Investment in equity instruments that do not have a quoted market price in an active market	¥212	\$1,930
Investments in and advances to unconsolidated subsidiaries and affiliated companies that do not have a quoted market price in an active market	<u>517</u>	<u>4,723</u>
Total	<u>¥729</u>	<u>\$6,653</u>

12. SUBSEQUENT EVENTS

Appropriation of Retained Earnings

The following appropriation of retained earnings for the year ended December 31, 2019, was approved at the shareholders' meeting of the Company held on March 25, 2020:

	<u>Millions of Yen</u>	<u>Thousands of U.S. Dollars</u>
Year-end cash dividends, ¥41.39 (\$0.38) per share	¥1,352	\$12,340

Business Transfer by Absorption-Type Company Split

The Company decided to transfer the rights and obligations regarding its ITS business of the communications equipment division to JRC Mobility Inc., effective January 1, 2020, based on its decision made at the shareholders' meeting held on November 25, 2019.

Furthermore, there is no cash consideration as a result of this company split.

(1) *Subject of business transfer*

ITS business of the communications equipment division

(2) *Succeeding company name*

JRC Mobility Inc.

(3) *Major reason for the business transfer*

Nisshinbo Group expands the potential for growth in the mobility field by focusing on ITS business, concentrating the wireless communication technologies, and combining and developing the related technologies to offer new value to the mobility society.

(4) *Estimated amount of business and assets to be succeeded*

	<u>Millions of Yen</u>	<u>Thousands of U.S. Dollars</u>
Net sales	¥10,583	\$96,592
Operating income	1,715	15,652
Total assets	2,670	24,368

(5) *Overview of accounting treatment*

This business transfer will be treated as a transaction under common control in accordance with Accounting Standards Board of Japan ("ASBJ") Statement No. 21, "Accounting Standard for Business Combinations," issued in January 2019, and ASBJ Guidance No. 10, "Implementation Guidance on Accounting Standard for Business Combinations and Accounting Standard for Business Divestitures," issued in January 2019.

* * * * *

INDEPENDENT AUDITOR'S REPORT

To the Board of Directors of Japan Radio Co., Ltd.:

We have audited the accompanying consolidated balance sheet of Japan Radio Co., Ltd. and its consolidated subsidiaries as of December 31, 2019, and the related consolidated statements of income and changes in equity for the year then ended, and a summary of significant accounting policies and other explanatory information, all expressed in Japanese yen.

Management's Responsibility for the Consolidated Financial Statements

Management is responsible for the preparation and fair presentation of these consolidated financial statements in accordance with the Companies Act of Japan and applicable regulations and accounting principles generally accepted in Japan, and for such internal control as management determines is necessary to enable the preparation of consolidated financial statements that are free from material misstatement, whether due to fraud or error.

Auditor's Responsibility

Our responsibility is to express an opinion on these consolidated financial statements based on our audit. We conducted our audit in accordance with auditing standards generally accepted in Japan. Those standards require that we plan and perform the audit to obtain reasonable assurance about whether the consolidated financial statements are free from material misstatement.

An audit involves performing procedures to obtain audit evidence about the amounts and disclosures in the consolidated financial statements. The procedures selected depend on the auditor's judgment, including the assessment of the risks of material misstatement of the consolidated financial statements, whether due to fraud or error. In making those risk assessments, the auditor considers internal control relevant to the entity's preparation and fair presentation of the consolidated financial statements in order to design audit procedures that are appropriate in the circumstances, but not for the purpose of expressing an opinion on the effectiveness of the entity's internal control. An audit also includes evaluating the appropriateness of accounting policies used and the reasonableness of accounting estimates made by management, as well as evaluating the overall presentation of the consolidated financial statements.

We believe that the audit evidence we have obtained is sufficient and appropriate to provide a basis for our audit opinion.

Opinion

In our opinion, the consolidated financial statements referred to above present fairly, in all material respects, the consolidated financial position of Japan Radio Co., Ltd. and its consolidated subsidiaries as of December 31, 2019, and the consolidated results of their operations for the year then ended in accordance with the Companies Act of Japan and applicable regulations and accounting principles generally accepted in Japan.

Emphasis of Matter

As explained in Note 1 to the consolidated financial statements, the information provided in the notes to the consolidated financial statements is limited to that required by the Companies Act of Japan and applicable regulations. Statements of comprehensive income and cash flows are not required as a part of the basic financial statements under the Companies Act of Japan and applicable regulations and, accordingly, are not presented herein. Our opinion is not modified in respect of this matter.

Convenience Translation

Our audit also comprehended the translation of Japanese yen amounts into U.S. dollar amounts and, in our opinion, such translation has been made in accordance with the basis stated in Note 1 to the consolidated financial statements. Such U.S. dollar amounts are presented solely for the convenience of readers outside Japan.

Deloitte Touche Tohmatsu LLC

February 14, 2020



Nakano Central Park East,
4-10-1, Nakano, Nakano-ku, Tokyo 164-8570, Japan
<http://www.jrc.co.jp/eng>