



Need a secure and robust communication tool?

JRC INSIGHT-MCX is the most reliable Mission Critical Communication platform designed for public safety, defence, utility and mining.

Highlights

- 3GPP MCX Release 15 Compliant
- MCPTT, MCVideo and MCDATA functions
- Group / Private - Audio / Video Communication
- Integrated Map Server. Emergency Alert on Map
- High Quality Audio / Video

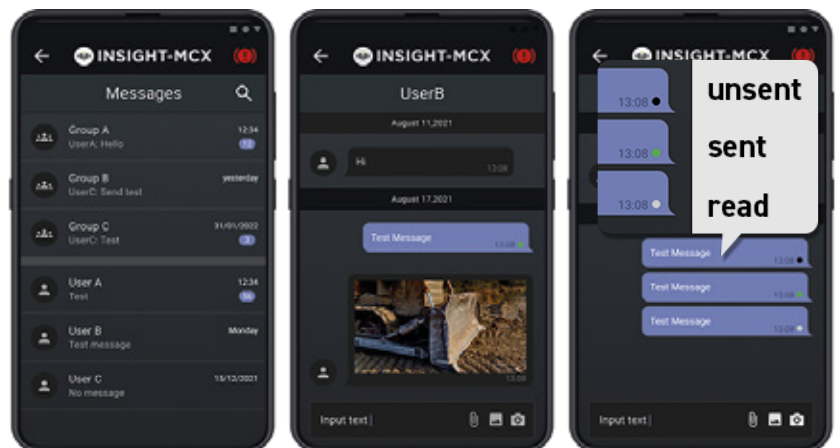


■ Push to Video

Push to Video is a video call with a Floor Control that allows 1to1 or group calls.

■ Private/Group Messages

Chat communication, private and groups, using MCDData-type.



■ Alarm

When the Emergency button is pressed, an Emergency notification is sent to other terminals.

Group Talk

Push button to start PTT (Group)

To call another group, switch groups on the Groups screen.



Icon	Name	Notes
	Normal	PushToTalk is possible. By pressing,voice is transmitted to the group to which it belongs.
	Push	The state immediately after pressing the button. It communicates with the server and transitions to the transmission state when transmission becomes possible.
	Send	A state in which voice is being transmitted to the group to which it belongs. By maintaining the pressed state, voice transmission is continuously performed. By relasing the button, the audio transmission ends.
	Receive	A state in which voice is being received. Voice is received by another member of the group to which it belongs. Voice cannot be transmitted in this state.
	No Connection	Not connected to the server. Voice cannot be sent or received in this state.

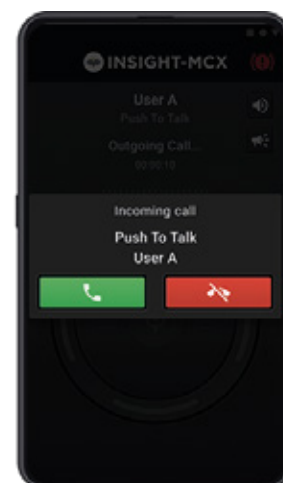
Private Calls

Private call is a one-by-one call, which has two types, with Floor Control, and without Floor Control.

With floor control: like PTT (half duplex)

Without floor control: like telephone (full duplex)

When the KMS service is active, the private call is encrypted.



Private Video

Private call is a one-by-one call with video streams.

Icon	Name	Notes
	Mic	Switch microphone On/Off.
	Audio	Switch audio On/Off.
	Camera	Switch camera On/Off.
	Camera Rear/Front	Switch camera Rear/Front.
	Light	Turn the light On/Off.

■ Call History

In Call History, the call type and duration time are displayed.



Icon	Name	Notes
	Audio Incoming	Private Call (NFC/FC) Received
	Audio Outgoing	Private Call (NFC/FC) Sent
	Vedio Incoming	Video Call/Push to Video Received
	Camera Rear/Front	Video Call/Push to Video Sent

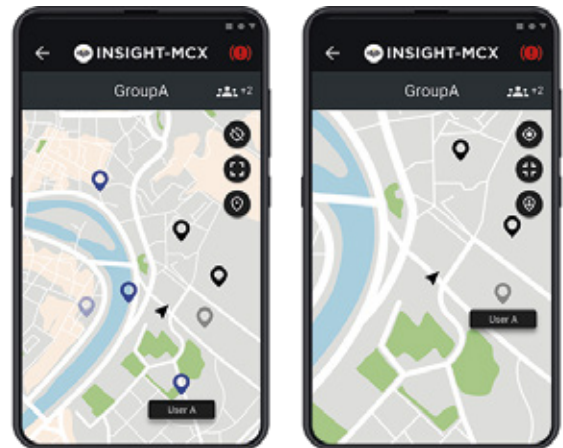
■ MAP

Depending on the option, the map shows the Open Street Map (public server or local server).

The user icon is grayed out after a certain period of time has passed since it went offline.

Furthermore, the icon is hidden after a certain period of time.

The users to be displayed can be selected from the group to which they belong or all users.



■ Color setting

The application color can be selected from light and dark.

Color settings can be selected by the user or changed according to the terminal settings.



Japan Radio Co., Ltd.
1-12, Fukuoka 2-chome,
Fujimino-shi, Saitama
356-8580, Japan

Japan Radio Co., Ltd.

Web / E-mail
www.jrclte.com
contact@jrclte.com